

MSGY - MODULAR SURFACE GYM

General

Highly efficient fixture using T-5 or T-8 latest fluorescent technology to replace inefficient HID high bay fixtures.

Provides considerable energy savings and better lumen maintenance, distribution, and colour rendering.

Ideal for gyms, arenas and similar institutions.

Designed for surface, suspended, or pendant mounting and suitable for continuous row mount.

Lens

Die-formed cold rolled steel finished in pre-painted high-gloss white. Heavy-duty tight mesh wire guards in BWE finish integral with frame.

Hinged and latched BWE door frame supplied with captive screws for added safety.

Standard prismatic lens and optional specular reflector provide even light distribution and optimum reflectivity.

Electrical

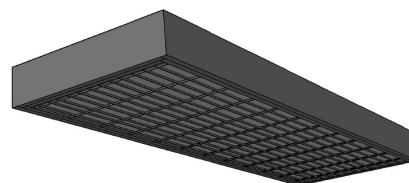
Available in electronic ballasts only.

Available voltages: 120V/277V/347V and UNV.

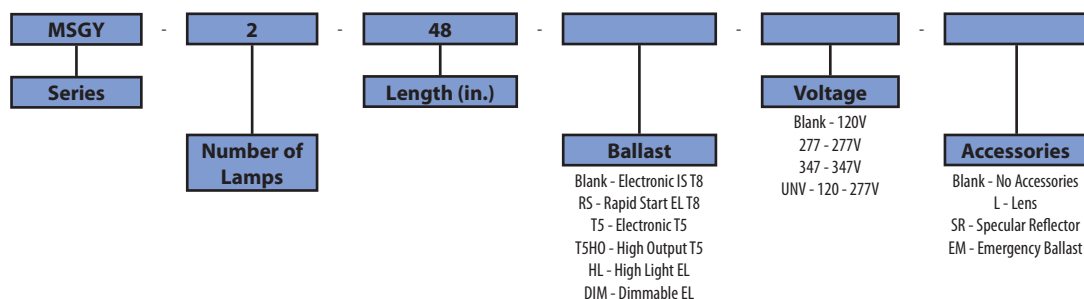
Approval

CSA certified.

Project	
Catalog #	
Volts	Lamp(s)
Ballast Type	
Type	Date
Approved by	

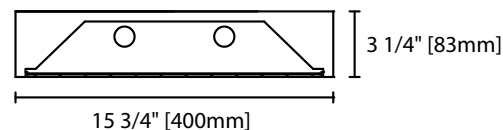


Ordering Information

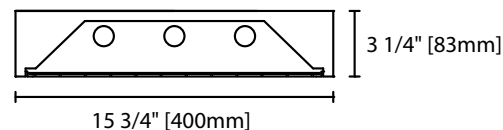


Product Availability

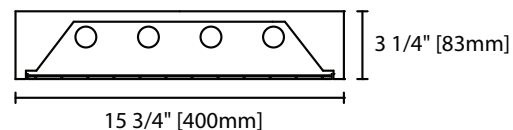
Item	Dimensions (L x W x D)	Lamps/ Cross Section	Lamps/ Fixture	Lamp Watt		
				T8	T5	T5HO
MSGY 248-EL	48" x 15 3/4" x 3 1/4"	2	2	32	28	54
MSGY 348-EL	48" x 15 3/4" x 3 1/4"	3	3	32	28	54
MSGY 448-EL	48" x 15 3/4" x 3 1/4"	4	4	32	28	54



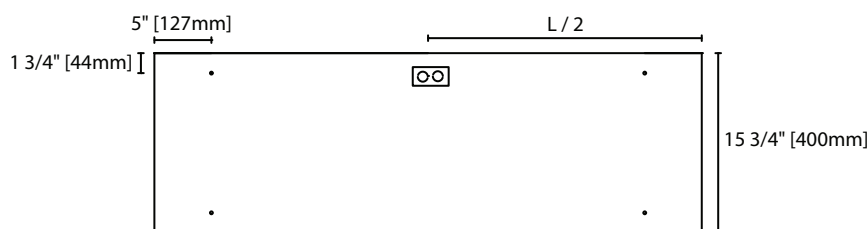
MSGY 2 Lamps Cross Section View



MSGY 3 Lamps Cross Section View



MSGY 4 Lamps Cross Section View



MSGY Base View